

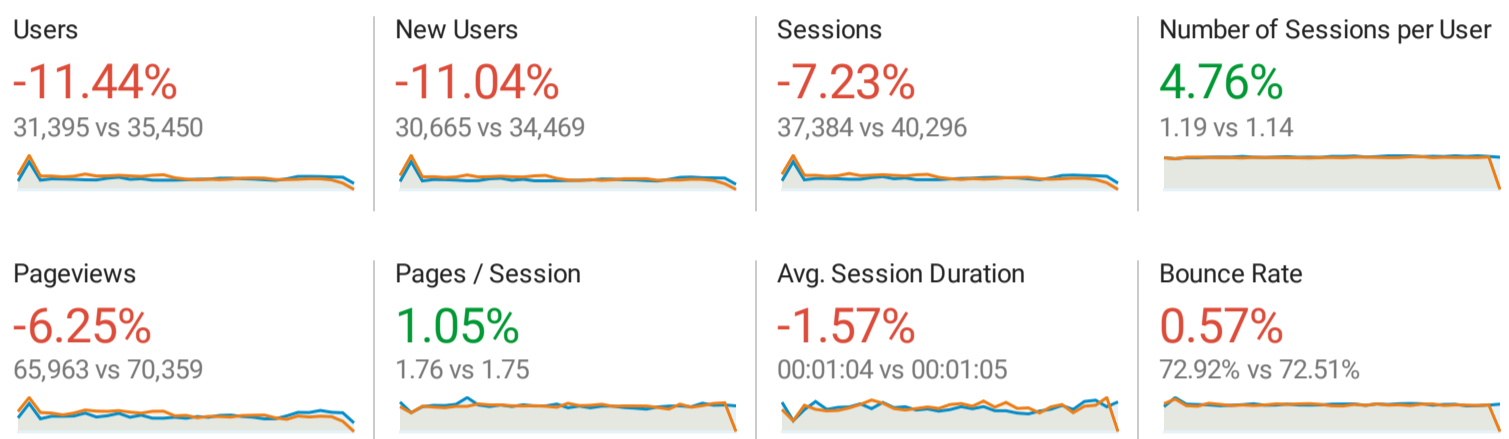
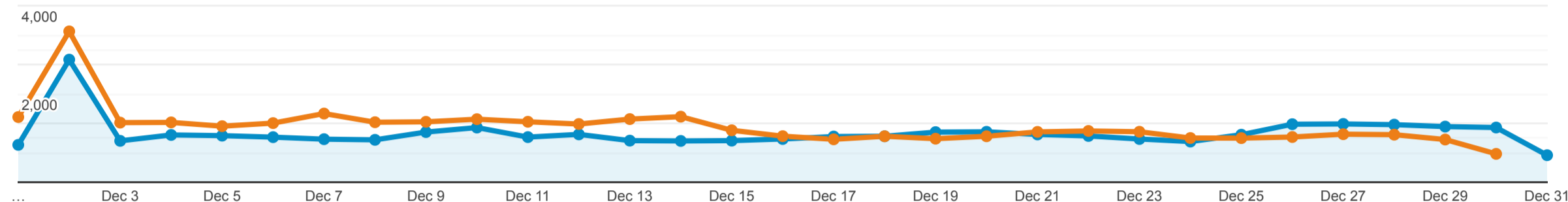
## Audience Overview

All Users  
+0.00% Users

Dec 1, 2021 - Dec 31, 2021  
Compare to: Nov 1, 2021 - Nov 30, 2021

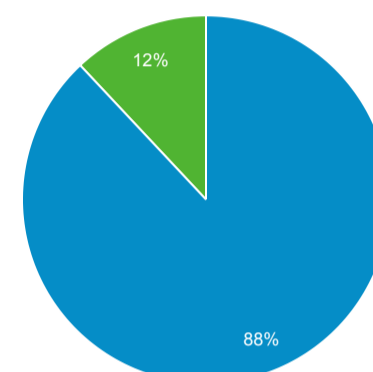
### Overview

Dec 1, 2021 - Dec 31, 2021: ● Users  
Nov 1, 2021 - Nov 30, 2021: ● Users

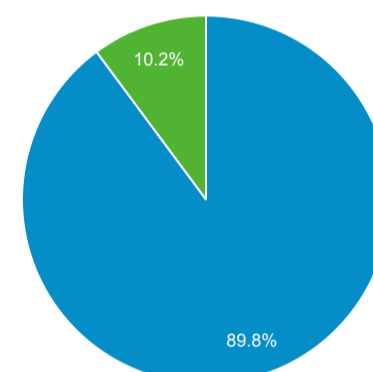


■ New Visitor ■ Returning Visitor

Dec 1, 2021 - Dec 31, 2021



Nov 1, 2021 - Nov 30, 2021



City	Users	% Users
<b>1. San Francisco</b>		
Dec 1, 2021 - Dec 31, 2021	4,151	12.77%
Nov 1, 2021 - Nov 30, 2021	4,917	13.49%
<b>% Change</b>	<span style="color: red;">-15.58%</span>	<span style="color: red;">-5.36%</span>
<b>2. San Jose</b>		
Dec 1, 2021 - Dec 31, 2021	2,110	6.49%
Nov 1, 2021 - Nov 30, 2021	1,881	5.16%
<b>% Change</b>	<span style="color: green;">12.17%</span>	<span style="color: green;">25.76%</span>
<b>3. Sacramento</b>		
Dec 1, 2021 - Dec 31, 2021	2,049	6.30%
Nov 1, 2021 - Nov 30, 2021	2,395	6.57%
<b>% Change</b>	<span style="color: red;">-14.45%</span>	<span style="color: red;">-4.09%</span>
<b>4. Charlotte</b>		
Dec 1, 2021 - Dec 31, 2021	2,046	6.29%
Nov 1, 2021 - Nov 30, 2021	259	0.71%
<b>% Change</b>	<span style="color: green;">689.96%</span>	<span style="color: green;">785.62%</span>
<b>5. Los Angeles</b>		
Dec 1, 2021 - Dec 31, 2021	791	2.43%
Nov 1, 2021 - Nov 30, 2021	762	2.09%
<b>% Change</b>	<span style="color: green;">3.81%</span>	<span style="color: green;">16.38%</span>
<b>6. (not set)</b>		
Dec 1, 2021 - Dec 31, 2021	769	2.37%
Nov 1, 2021 - Nov 30, 2021	2,735	7.51%
<b>% Change</b>	<span style="color: red;">-71.88%</span>	<span style="color: red;">-68.48%</span>
<b>7. Oakland</b>		

7. <a href="#">Oakland</a>			
Dec 1, 2021 - Dec 31, 2021		672	2.07%
Nov 1, 2021 - Nov 30, 2021		647	1.78%
<b>% Change</b>		<b>3.86%</b>	<b>16.44%</b>
8. <a href="#">Stockton</a>			
Dec 1, 2021 - Dec 31, 2021		531	1.63%
Nov 1, 2021 - Nov 30, 2021		567	1.56%
<b>% Change</b>		<b>-6.35%</b>	<b>4.99%</b>
9. <a href="#">Fort Bragg</a>			
Dec 1, 2021 - Dec 31, 2021		475	1.46%
Nov 1, 2021 - Nov 30, 2021		480	1.32%
<b>% Change</b>		<b>-1.04%</b>	<b>10.94%</b>
10. <a href="#">Santa Rosa</a>			
Dec 1, 2021 - Dec 31, 2021		432	1.33%
Nov 1, 2021 - Nov 30, 2021		555	1.52%
<b>% Change</b>		<b>-22.16%</b>	<b>-12.74%</b>

