

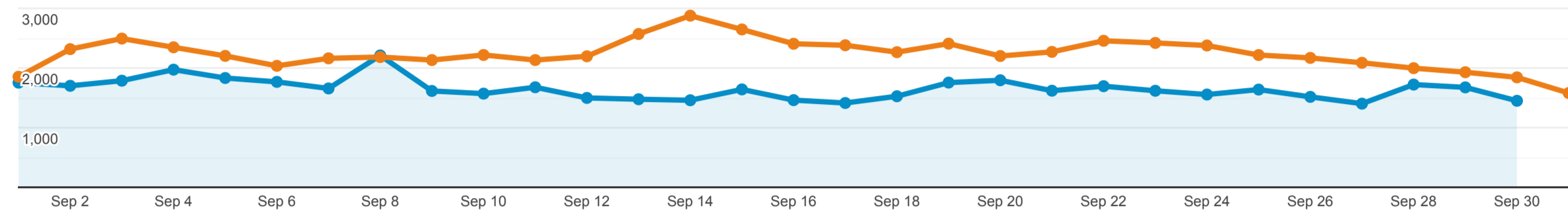
## Audience Overview

All Users  
+0.00% Users

Sep 1, 2022 - Sep 30, 2022  
Compare to: Aug 1, 2022 - Aug 31, 2022

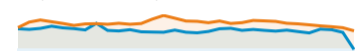
### Overview

Sep 1, 2022 - Sep 30, 2022: ● Users  
Aug 1, 2022 - Aug 31, 2022: ● Users



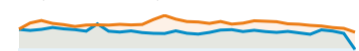
#### Users

**-30.78%**  
43,954 vs 63,502



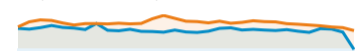
#### New Users

**-30.77%**  
43,114 vs 62,274




#### Sessions

**-27.61%**  
54,426 vs 75,180



#### Number of Sessions per User

**4.59%**  
1.24 vs 1.18



#### Pageviews

**-23.80%**  
92,174 vs 120,970



#### Pages / Session

**5.25%**  
1.69 vs 1.61



#### Avg. Session Duration

**16.05%**  
00:01:07 vs 00:00:58



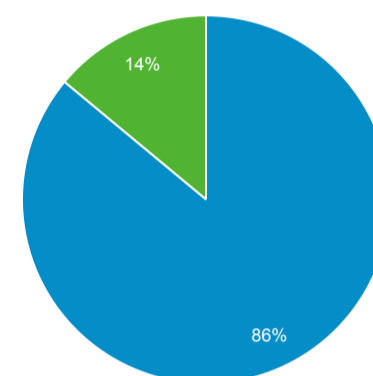
#### Bounce Rate

**-4.32%**  
74.80% vs 78.18%

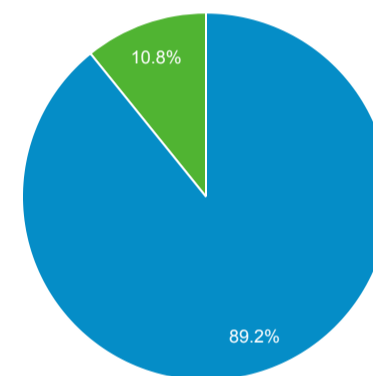


■ New Visitor ■ Returning Visitor

#### Sep 1, 2022 - Sep 30, 2022



#### Aug 1, 2022 - Aug 31, 2022



#### City

City	Users	% Users
1. (not set)		
Sep 1, 2022 - Sep 30, 2022	5,853	12.28%
Aug 1, 2022 - Aug 31, 2022	18,119	26.81%
<b>% Change</b>	<b>-67.70%</b>	<b>-54.20%</b>
2. San Francisco		
Sep 1, 2022 - Sep 30, 2022	4,534	9.51%
Aug 1, 2022 - Aug 31, 2022	5,209	7.71%
<b>% Change</b>	<b>-12.96%</b>	<b>23.41%</b>
3. Sacramento		
Sep 1, 2022 - Sep 30, 2022	2,806	5.89%
Aug 1, 2022 - Aug 31, 2022	2,920	4.32%
<b>% Change</b>	<b>-3.90%</b>	<b>36.25%</b>
4. San Jose		
Sep 1, 2022 - Sep 30, 2022	2,625	5.51%
Aug 1, 2022 - Aug 31, 2022	5,459	8.08%
<b>% Change</b>	<b>-51.91%</b>	<b>-31.82%</b>
5. Los Angeles		
Sep 1, 2022 - Sep 30, 2022	1,278	2.68%
Aug 1, 2022 - Aug 31, 2022	1,632	2.42%
<b>% Change</b>	<b>-21.69%</b>	<b>11.03%</b>
6. Santa Rosa		
Sep 1, 2022 - Sep 30, 2022	684	1.44%
Aug 1, 2022 - Aug 31, 2022	632	0.94%
<b>% Change</b>	<b>8.23%</b>	<b>53.45%</b>
7. Oakland		

7. <a href="#">Oakland</a>			
Sep 1, 2022 - Sep 30, 2022		541	1.14%
Aug 1, 2022 - Aug 31, 2022		663	0.98%
<b>% Change</b>		<b>-18.40%</b>	<b>15.70%</b>
8. <a href="#">Fort Bragg</a>			
Sep 1, 2022 - Sep 30, 2022		505	1.06%
Aug 1, 2022 - Aug 31, 2022		451	0.67%
<b>% Change</b>		<b>11.97%</b>	<b>58.76%</b>
9. <a href="#">Seattle</a>			
Sep 1, 2022 - Sep 30, 2022		442	0.93%
Aug 1, 2022 - Aug 31, 2022		352	0.52%
<b>% Change</b>		<b>25.57%</b>	<b>78.04%</b>
10. <a href="#">Stockton</a>			
Sep 1, 2022 - Sep 30, 2022		438	0.92%
Aug 1, 2022 - Aug 31, 2022		531	0.79%
<b>% Change</b>		<b>-17.51%</b>	<b>16.95%</b>