

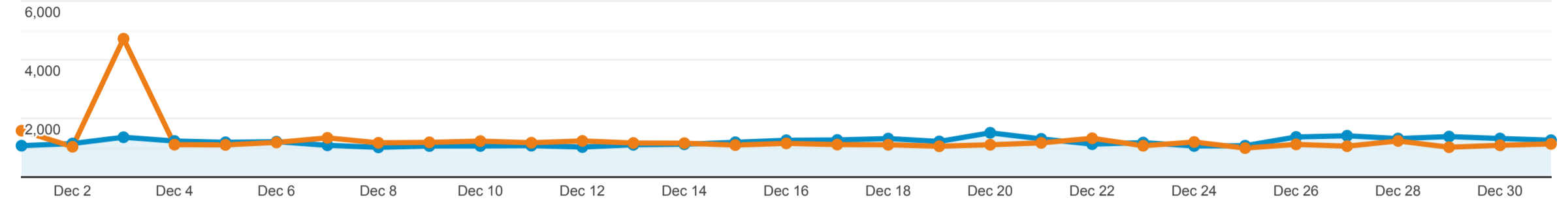
## Audience Overview

All Users  
+0.00% Users

Dec 1, 2022 - Dec 31, 2022  
Compare to: Oct 31, 2022 - Nov 30, 2022

### Overview

Dec 1, 2022 - Dec 31, 2022: ● Users  
Oct 31, 2022 - Nov 30, 2022: ● Users



#### Users

**-8.23%**  
32,951 vs 35,908



#### New Users

**-6.20%**  
32,207 vs 34,337



#### Sessions

**-4.98%**  
41,206 vs 43,365



#### Number of Sessions per User

**3.55%**  
1.25 vs 1.21



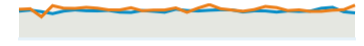
#### Pageviews

**-8.38%**  
64,214 vs 70,084



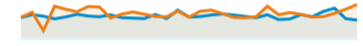
#### Pages / Session

**-3.57%**  
1.56 vs 1.62



#### Avg. Session Duration

**-4.47%**  
00:00:59 vs 00:01:02



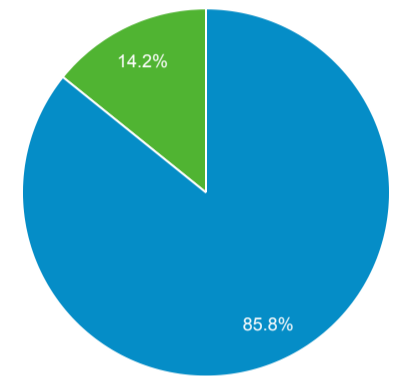
#### Bounce Rate

**0.75%**  
77.90% vs 77.33%

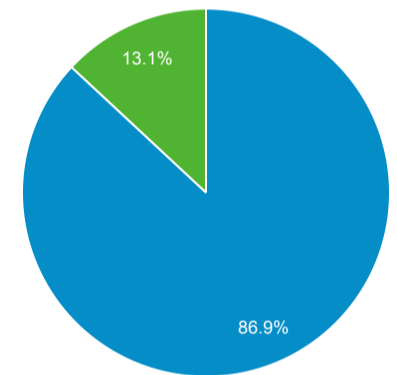


■ New Visitor ■ Returning Visitor

Dec 1, 2022 - Dec 31, 2022



Oct 31, 2022 - Nov 30, 2022



#### City

City	Users	% Users
<b>1. San Jose</b>		
Dec 1, 2022 - Dec 31, 2022	4,521	12.60%
Oct 31, 2022 - Nov 30, 2022	4,125	10.86%
<b>% Change</b>	<b>9.60%</b>	<b>15.96%</b>
<b>2. San Francisco</b>		
Dec 1, 2022 - Dec 31, 2022	2,418	6.74%
Oct 31, 2022 - Nov 30, 2022	2,693	7.09%
<b>% Change</b>	<b>-10.21%</b>	<b>-5.00%</b>
<b>3. (not set)</b>		
Dec 1, 2022 - Dec 31, 2022	2,289	6.38%
Oct 31, 2022 - Nov 30, 2022	6,756	17.79%
<b>% Change</b>	<b>-66.12%</b>	<b>-64.15%</b>
<b>4. Sacramento</b>		
Dec 1, 2022 - Dec 31, 2022	1,543	4.30%
Oct 31, 2022 - Nov 30, 2022	1,521	4.00%
<b>% Change</b>	<b>1.45%</b>	<b>7.34%</b>
<b>5. Los Angeles</b>		
Dec 1, 2022 - Dec 31, 2022	1,302	3.63%
Oct 31, 2022 - Nov 30, 2022	1,169	3.08%
<b>% Change</b>	<b>11.38%</b>	<b>17.84%</b>
<b>6. Fort Bragg</b>		
Dec 1, 2022 - Dec 31, 2022	534	1.49%
Oct 31, 2022 - Nov 30, 2022	423	1.11%
<b>% Change</b>	<b>26.24%</b>	<b>33.57%</b>
<b>7. Santa Rosa</b>		

7. Santa Rosa

Dec 1, 2022 - Dec 31, 2022	481		1.34%
Oct 31, 2022 - Nov 30, 2022	388		1.02%
<b>% Change</b>	<b>23.97%</b>		<b>31.17%</b>

8. Ukiah

Dec 1, 2022 - Dec 31, 2022	372		1.04%
Oct 31, 2022 - Nov 30, 2022	275		0.72%
<b>% Change</b>	<b>35.27%</b>		<b>43.13%</b>

9. Oakland

Dec 1, 2022 - Dec 31, 2022	355		0.99%
Oct 31, 2022 - Nov 30, 2022	332		0.87%
<b>% Change</b>	<b>6.93%</b>		<b>13.14%</b>

10. Seattle

Dec 1, 2022 - Dec 31, 2022	333		0.93%
Oct 31, 2022 - Nov 30, 2022	238		0.63%
<b>% Change</b>	<b>39.92%</b>		<b>48.04%</b>