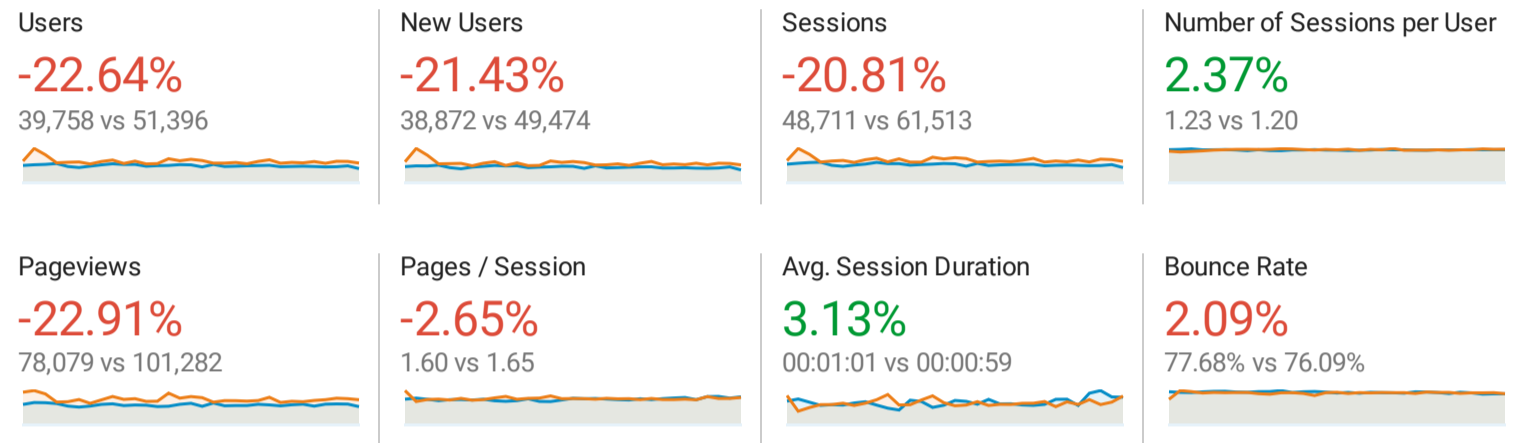
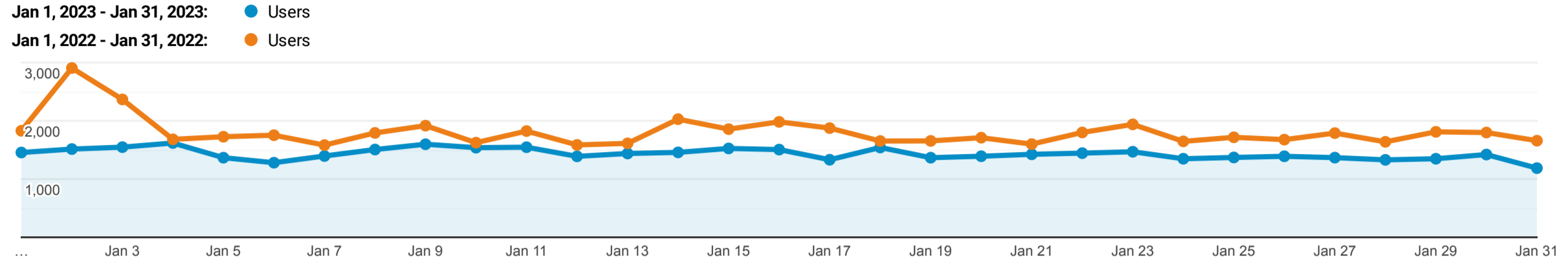


## Audience Overview

All Users  
+0.00% Users

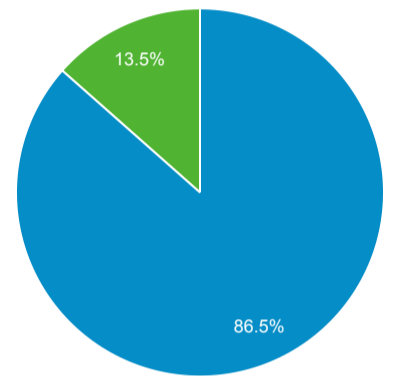
Jan 1, 2023 - Jan 31, 2023  
Compare to: Jan 1, 2022 - Jan 31, 2022

### Overview

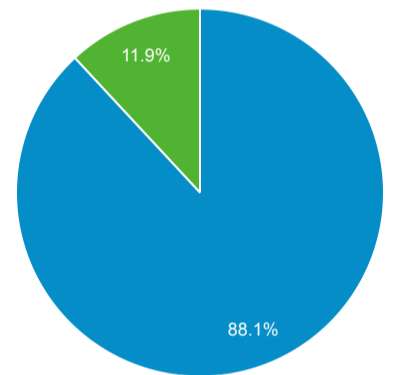


■ New Visitor ■ Returning Visitor

Jan 1, 2023 - Jan 31, 2023



Jan 1, 2022 - Jan 31, 2022



| City                             | Users          | % Users        |
|----------------------------------|----------------|----------------|
| 1. <a href="#">San Jose</a>      |                |                |
| Jan 1, 2023 - Jan 31, 2023       | 5,789          | 13.36%         |
| Jan 1, 2022 - Jan 31, 2022       | 3,598          | 6.90%          |
| <b>% Change</b>                  | <b>60.89%</b>  | <b>93.57%</b>  |
| 2. <a href="#">(not set)</a>     |                |                |
| Jan 1, 2023 - Jan 31, 2023       | 2,905          | 6.70%          |
| Jan 1, 2022 - Jan 31, 2022       | 1,029          | 1.97%          |
| <b>% Change</b>                  | <b>182.31%</b> | <b>239.65%</b> |
| 3. <a href="#">San Francisco</a> |                |                |
| Jan 1, 2023 - Jan 31, 2023       | 2,746          | 6.34%          |
| Jan 1, 2022 - Jan 31, 2022       | 6,883          | 13.20%         |
| <b>% Change</b>                  | <b>-60.10%</b> | <b>-52.00%</b> |
| 4. <a href="#">Los Angeles</a>   |                |                |
| Jan 1, 2023 - Jan 31, 2023       | 1,712          | 3.95%          |
| Jan 1, 2022 - Jan 31, 2022       | 822            | 1.58%          |
| <b>% Change</b>                  | <b>108.27%</b> | <b>150.57%</b> |
| 5. <a href="#">Sacramento</a>    |                |                |
| Jan 1, 2023 - Jan 31, 2023       | 1,698          | 3.92%          |
| Jan 1, 2022 - Jan 31, 2022       | 3,384          | 6.49%          |
| <b>% Change</b>                  | <b>-49.82%</b> | <b>-39.63%</b> |
| 6. <a href="#">Santa Rosa</a>    |                |                |
| Jan 1, 2023 - Jan 31, 2023       | 498            | 1.15%          |
| Jan 1, 2022 - Jan 31, 2022       | 701            | 1.34%          |
| <b>% Change</b>                  | <b>-28.96%</b> | <b>-14.53%</b> |
| 7. <a href="#">Seattle</a>       |                |                |

7. Seattle

|                            |               |  |                |
|----------------------------|---------------|--|----------------|
| Jan 1, 2023 - Jan 31, 2023 | 494           |  | 1.14%          |
| Jan 1, 2022 - Jan 31, 2022 | 270           |  | 0.52%          |
| <b>% Change</b>            | <b>82.96%</b> |  | <b>120.12%</b> |

8. Oakland

|                            |                |  |                |
|----------------------------|----------------|--|----------------|
| Jan 1, 2023 - Jan 31, 2023 | 411            |  | 0.95%          |
| Jan 1, 2022 - Jan 31, 2022 | 1,128          |  | 2.16%          |
| <b>% Change</b>            | <b>-63.56%</b> |  | <b>-56.16%</b> |

9. Stockton

|                            |                |  |                |
|----------------------------|----------------|--|----------------|
| Jan 1, 2023 - Jan 31, 2023 | 367            |  | 0.85%          |
| Jan 1, 2022 - Jan 31, 2022 | 1,098          |  | 2.11%          |
| <b>% Change</b>            | <b>-66.58%</b> |  | <b>-59.79%</b> |

10. Fort Bragg

|                            |                |  |              |
|----------------------------|----------------|--|--------------|
| Jan 1, 2023 - Jan 31, 2023 | 321            |  | 0.74%        |
| Jan 1, 2022 - Jan 31, 2022 | 360            |  | 0.69%        |
| <b>% Change</b>            | <b>-10.83%</b> |  | <b>7.28%</b> |