

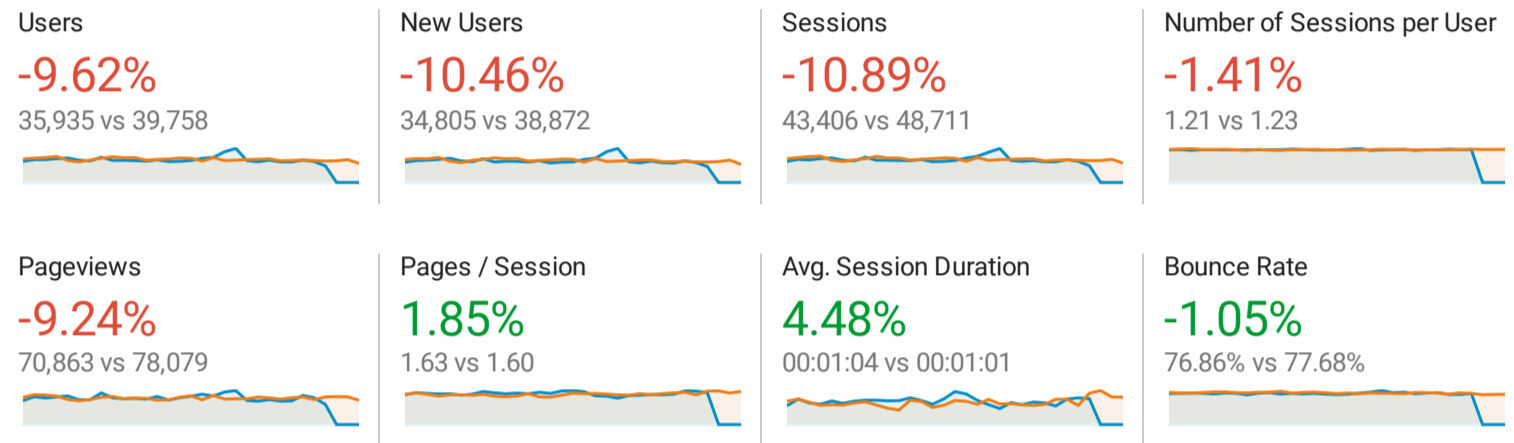
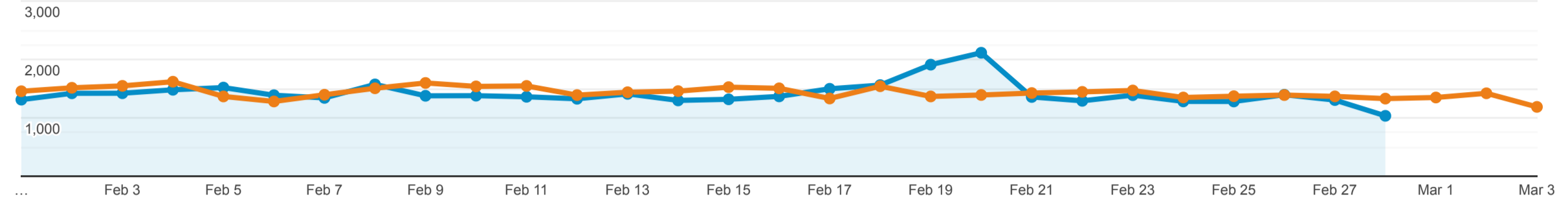
## Audience Overview

All Users  
+0.00% Users

Feb 1, 2023 - Feb 28, 2023  
Compare to: Jan 1, 2023 - Jan 31, 2023

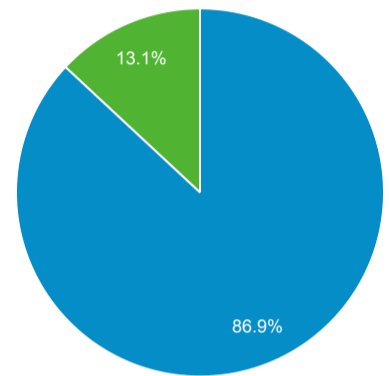
### Overview

Feb 1, 2023 - Feb 28, 2023: ● Users  
Jan 1, 2023 - Jan 31, 2023: ● Users

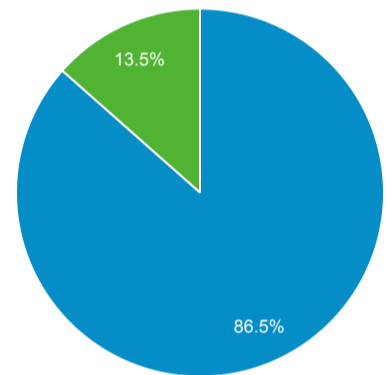


■ New Visitor ■ Returning Visitor

Feb 1, 2023 - Feb 28, 2023



Jan 1, 2023 - Jan 31, 2023



City	Users	% Users
<b>1. San Jose</b>		
Feb 1, 2023 - Feb 28, 2023	4,721	12.12%
Jan 1, 2023 - Jan 31, 2023	5,789	13.36%
<b>% Change</b>	<span style="color: red;">-18.45%</span>	<span style="color: red;">-9.28%</span>
<b>2. (not set)</b>		
Feb 1, 2023 - Feb 28, 2023	2,973	7.63%
Jan 1, 2023 - Jan 31, 2023	2,905	6.70%
<b>% Change</b>	<span style="color: green;">2.34%</span>	<span style="color: green;">13.84%</span>
<b>3. San Francisco</b>		
Feb 1, 2023 - Feb 28, 2023	2,237	5.74%
Jan 1, 2023 - Jan 31, 2023	2,746	6.34%
<b>% Change</b>	<span style="color: red;">-18.54%</span>	<span style="color: red;">-9.38%</span>
<b>4. Sacramento</b>		
Feb 1, 2023 - Feb 28, 2023	1,497	3.84%
Jan 1, 2023 - Jan 31, 2023	1,698	3.92%
<b>% Change</b>	<span style="color: red;">-11.84%</span>	<span style="color: red;">-1.93%</span>
<b>5. Los Angeles</b>		
Feb 1, 2023 - Feb 28, 2023	1,282	3.29%
Jan 1, 2023 - Jan 31, 2023	1,712	3.95%
<b>% Change</b>	<span style="color: red;">-25.12%</span>	<span style="color: red;">-16.70%</span>
<b>6. Santa Rosa</b>		
Feb 1, 2023 - Feb 28, 2023	532	1.37%
Jan 1, 2023 - Jan 31, 2023	498	1.15%
<b>% Change</b>	<span style="color: green;">6.83%</span>	<span style="color: green;">18.84%</span>
<b>7. Berlin</b>		

7. <a href="#">Denim</a>			
Feb 1, 2023 - Feb 28, 2023		520	1.33%
Jan 1, 2023 - Jan 31, 2023		1	0.00%
<b>% Change</b>		<b>51,900.00%</b>	<b>57,745.25%</b>
8. <a href="#">Oakland</a>			
Feb 1, 2023 - Feb 28, 2023		388	1.00%
Jan 1, 2023 - Jan 31, 2023		411	0.95%
<b>% Change</b>		<b>-5.60%</b>	<b>5.02%</b>
9. <a href="#">Seattle</a>			
Feb 1, 2023 - Feb 28, 2023		325	0.83%
Jan 1, 2023 - Jan 31, 2023		494	1.14%
<b>% Change</b>		<b>-34.21%</b>	<b>-26.82%</b>
10. <a href="#">San Diego</a>			
Feb 1, 2023 - Feb 28, 2023		298	0.76%
Jan 1, 2023 - Jan 31, 2023		199	0.46%
<b>% Change</b>		<b>49.75%</b>	<b>66.58%</b>