

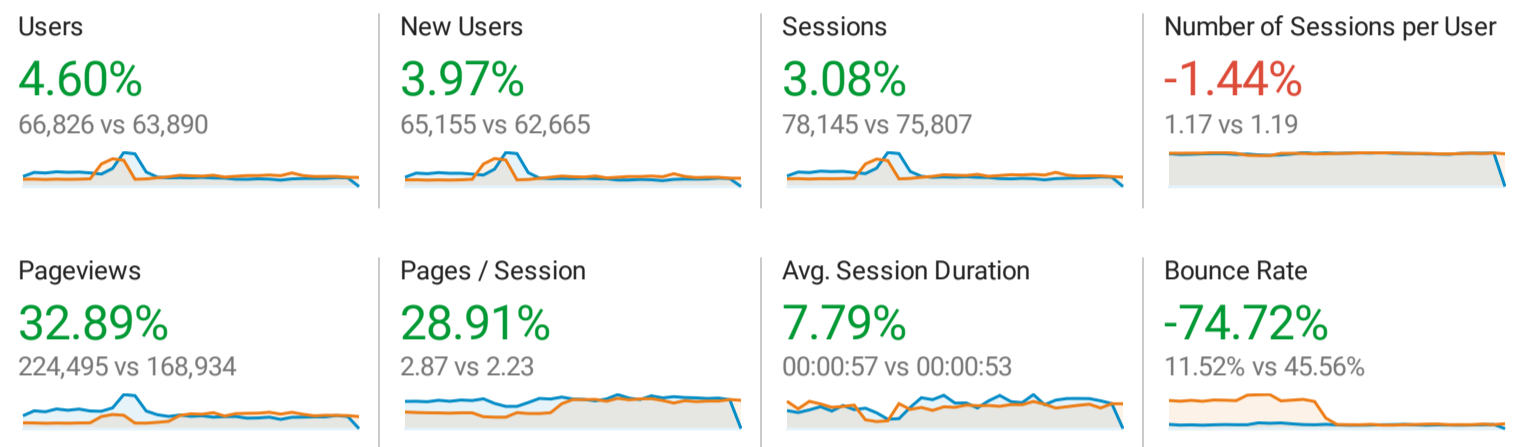
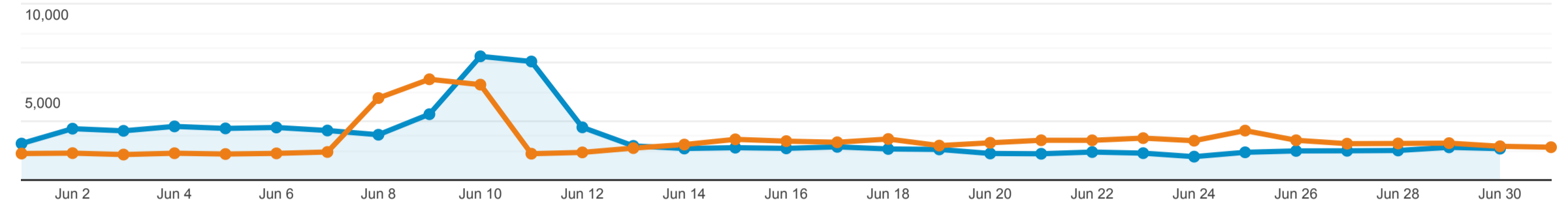
Audience Overview

All Users
+0.00% Users

Jun 1, 2023 - Jun 30, 2023
Compare to: May 1, 2023 - May 31, 2023

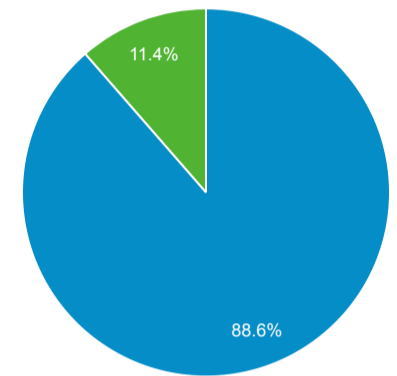
Overview

Jun 1, 2023 - Jun 30, 2023: ● Users
May 1, 2023 - May 31, 2023: ● Users

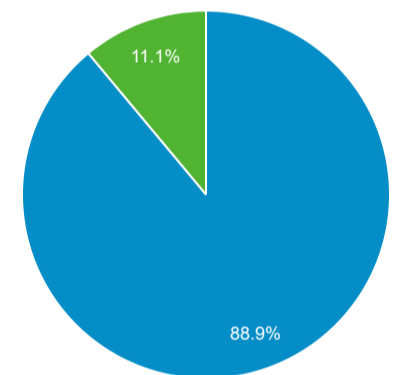


■ New Visitor ■ Returning Visitor

Jun 1, 2023 - Jun 30, 2023



May 1, 2023 - May 31, 2023



City	Users	% Users
1. Ashburn		
Jun 1, 2023 - Jun 30, 2023	10,831	15.06%
May 1, 2023 - May 31, 2023	368	0.54%
% Change	2,843.21%	2,710.18%
2. San Jose		
Jun 1, 2023 - Jun 30, 2023	6,939	9.65%
May 1, 2023 - May 31, 2023	6,464	9.42%
% Change	7.35%	2.50%
3. San Francisco		
Jun 1, 2023 - Jun 30, 2023	5,370	7.47%
May 1, 2023 - May 31, 2023	4,960	7.22%
% Change	8.27%	3.37%
4. (not set)		
Jun 1, 2023 - Jun 30, 2023	3,769	5.24%
May 1, 2023 - May 31, 2023	14,585	21.24%
% Change	-74.16%	-75.33%
5. Sacramento		
Jun 1, 2023 - Jun 30, 2023	2,730	3.80%
May 1, 2023 - May 31, 2023	2,105	3.07%
% Change	29.69%	23.83%
6. Los Angeles		
Jun 1, 2023 - Jun 30, 2023	2,380	3.31%
May 1, 2023 - May 31, 2023	2,650	3.86%
% Change	-10.19%	-14.25%
7. Oakland		

7. Ukiah			
Jun 1, 2023 - Jun 30, 2023		713	0.99%
May 1, 2023 - May 31, 2023		607	0.88%
% Change		17.46%	12.15%
8. Santa Rosa			
Jun 1, 2023 - Jun 30, 2023		664	0.92%
May 1, 2023 - May 31, 2023		611	0.89%
% Change		8.67%	3.76%
9. Fort Bragg			
Jun 1, 2023 - Jun 30, 2023		628	0.87%
May 1, 2023 - May 31, 2023		475	0.69%
% Change		32.21%	26.23%
10. Ukiah			
Jun 1, 2023 - Jun 30, 2023		550	0.76%
May 1, 2023 - May 31, 2023		375	0.55%
% Change		46.67%	40.04%